

Scaled data based on original data using  
LM-79-08 Approved Method: Electrical and Photometric Measurements of Solid-  
State Lighting Products

Test Report Prepared for  
Cooper Lighting Solutions  
(formerly Eaton)

Brand: McGRAW-EDISON

Report Number: P199959

Luminaire Tested: **GWC-AF-01-LED-E1-SL2-7030**

Issue Date: 3/3/2020

**Test Information**

Test Method: LM-79-08  
Report Number: P199959  
TEST IS SCALED FROM IESNA LM-79-08 TEST DATA (P24286)  
Test Lab: INNOVATION CENTER P2  
Issue Date: 3/3/2020  
Manufacturer: COOPER LIGHTING SOLUTIONS (FORMERLY EATON)  
Product Line: MCGRAW-EDISON  
Catalog Number: GWC-AF-01-LED-E1-SL2-7030  
Description: GALLEON WALL LUMINAIRE  
(1) 70 CRI, 3000K, 1050mA LIGHTSQUARE WITH 16 LEDS EACH AND TYPE II SPILL  
LIGHT ELIMINATOR OPTICS  
Light Source: -  
Ballast/Driver: ELECTRONIC DRIVER

**Summary**

Lumens per Lamp: N/A  
Luminaire Lumens: 6022.4 lumens  
Efficiency: N/A  
Efficacy: 102.1 lumens/watt  
Luminous Opening: Rectangular (W 0.5' x L: 0.5' x H: 0')  
IES Classification: Type II - Short - Semi-Cutoff  
BUG Rating: B1 - U0 - G2

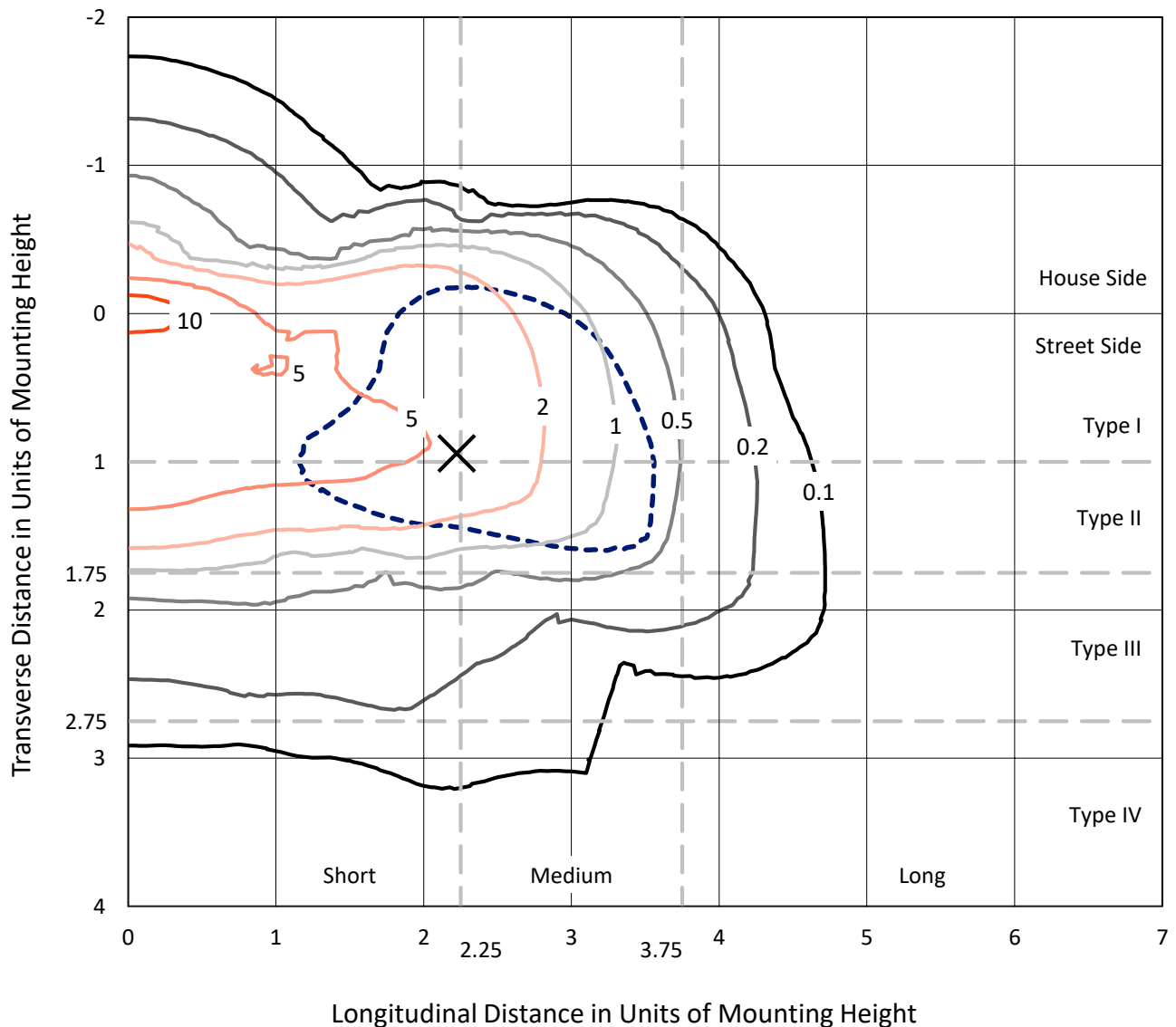
Input Watts (W): 59  
Input Voltage (V): NR  
Input Current (Ain): NR  
Voltage Rise (V): NR  
Power Factor: NR  
Total Harmonic Distortion (THDi): NR  
Frequency (hertz): 60  
Stabilization Time: NR  
Operation Time: NR  
Ambient Temperature (°C): NR  
Test Distance: 25 FT



REPORT NUMBER: P199959  
 CATALOG NUMBER: GWC-AF-01-LED-E1-SL2-7030

### Iso-Footcandle Lines of Horizontal Illumination

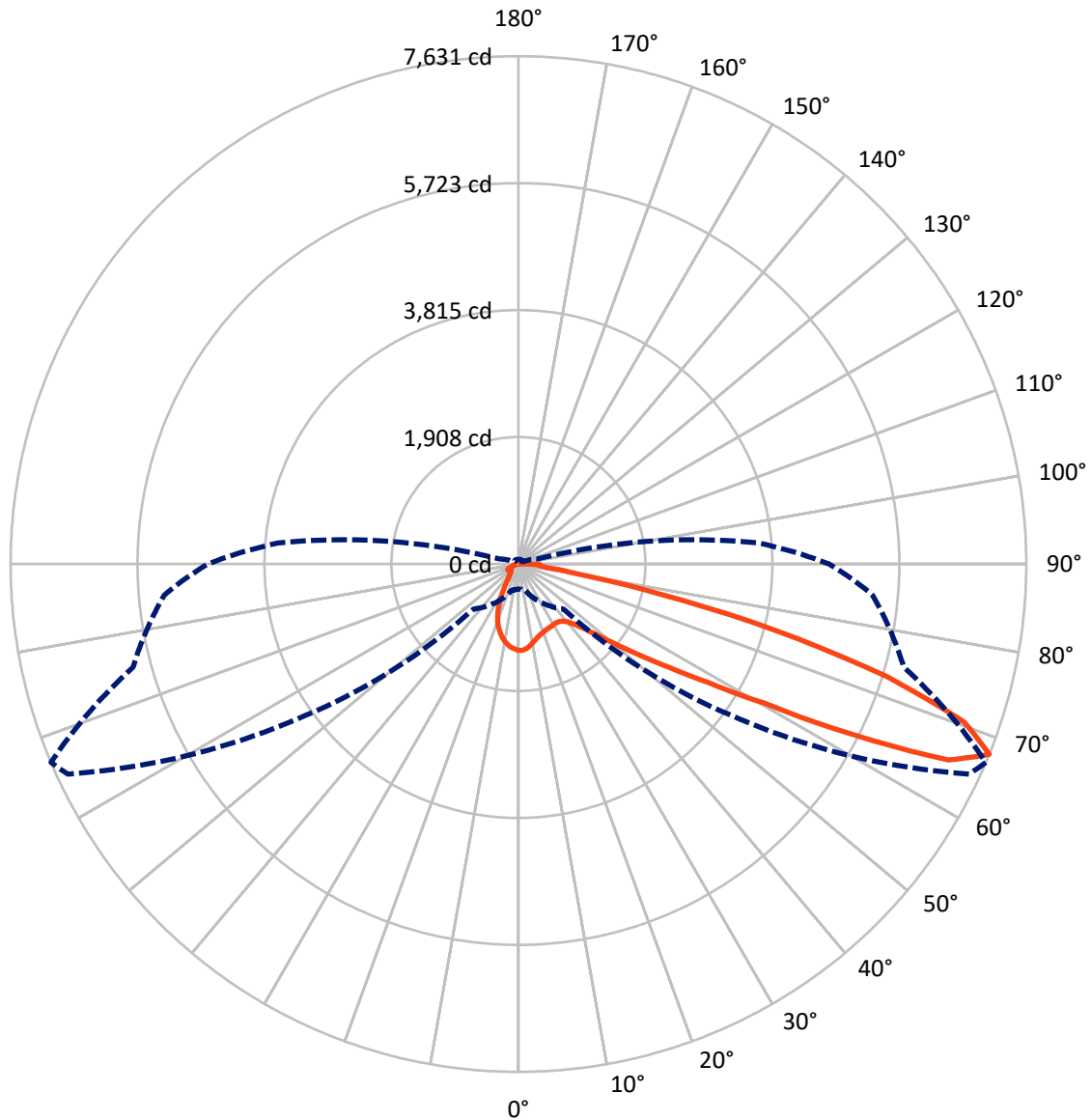
× Max cd  
 - - - 1/2 Max cd



Based on 10 foot mounting height. Maximum calculated value = 13 fc  
 Type II - Short - Semi-Cutoff

REPORT NUMBER: P199959  
CATALOG NUMBER: GWC-AF-01-LED-E1-SL2-7030

### Luminous Intensity Polar Plot



— Vertical Plane Through 67-Deg Lateral    - - - Horizontal Cone Through 67.5-Deg Vertical

REPORT NUMBER: P199959

CATALOG NUMBER: GWC-AF-01-LED-E1-SL2-7030

**FLUX DISTRIBUTION:**

		Downward	Upward	Total
<b>House Side</b>	Lumens	997.8	0.0	997.8
	% Fixture	16.6	0.0	16.6
<b>Street Side</b>	Lumens	5024.5	0.0	5024.5
	% Fixture	83.4	0.0	83.4
<b>Total</b>	Lumens	6022.4	0.0	6022.4
	% Fixture	100.0	0.0	100.0

**Coefficient of Utilization**

**ZONAL LUMENS:**

Zone	Lumens	% Fixture
0°-10°	110.8	1.8
10°-20°	256.4	4.3
20°-30°	347.6	5.8
30°-40°	494.1	8.2
40°-50°	826.7	13.7
50°-60°	1307.9	21.7
60°-70°	1666.1	27.7
70°-80°	872.7	14.5
80°-90°	140.0	2.3
90°-100°	0.0	0.0
100°-110°	0.0	0.0
110°-120°	0.0	0.0
120°-130°	0.0	0.0
130°-140°	0.0	0.0
140°-150°	0.0	0.0
150°-160°	0.0	0.0
160°-170°	0.0	0.0
170°-180°	0.0	0.0
0°-90°	6022.4	100.0
0°-180°	6022.4	100.0



REPORT NUMBER: P199959

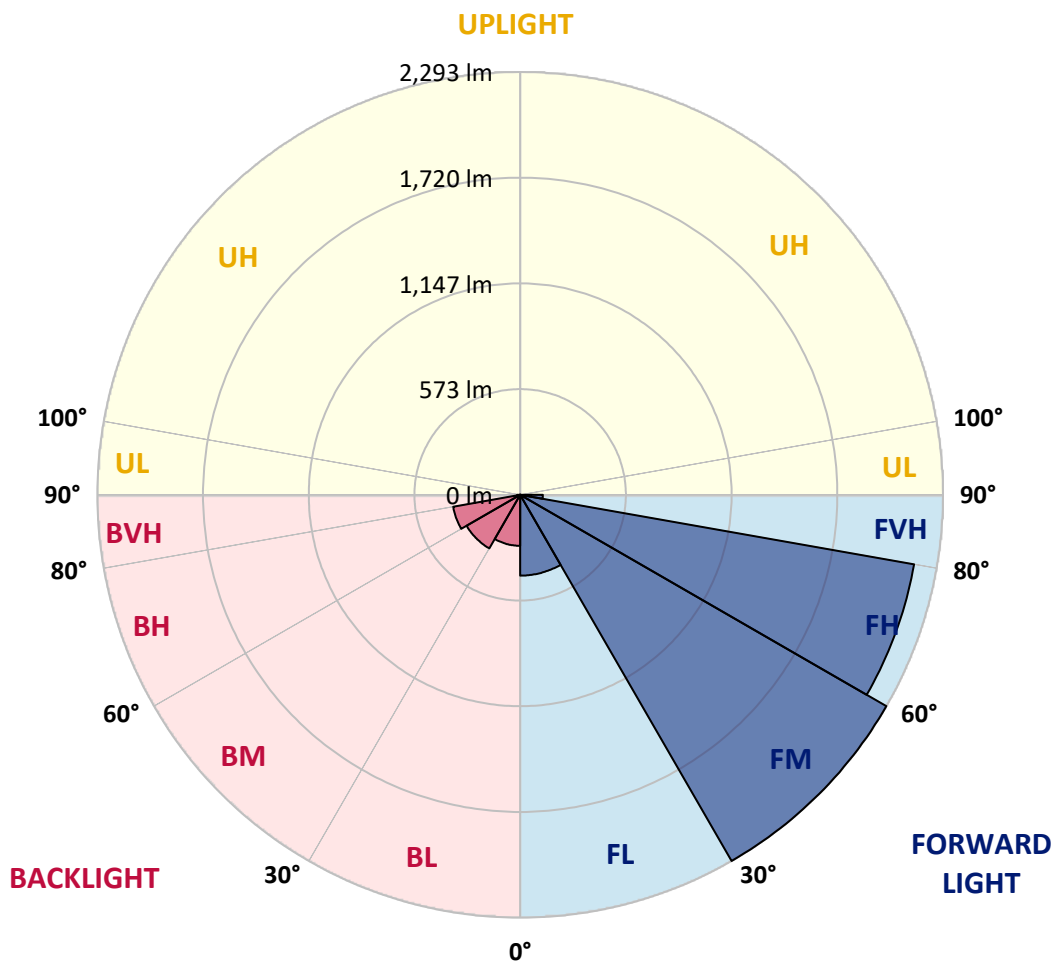
CATALOG NUMBER: GWC-AF-01-LED-E1-SL2-7030

**LUMINAIRE CLASSIFICATION SYSTEM LUMEN TABLE AND BUG RATING:**

Zone	Lumens	% Fixture	Zone Rating/Lumen Limit		
			B	U	G
FL (0°-30°)	438.3	7.3			
FM (30°-60°)	2293.4	38.1			
FH (60°-80°)	2169.7	36.0			G2/5000
FVH (80°-90°)	123.1	2.0			G2/225
BL (0°-30°)	276.6	4.6	B1/500		
BM (30°-60°)	335.3	5.6	B1/1000		
BH (60°-80°)	369.1	6.1	B1/500		G1/500
BVH (80°-90°)	16.9	0.3			G1/100
UL (90°-100°)	0.0	0.0		U0/0	
UH (100°-180°)	0.0	0.0		U0/0	

**BUG Rating: B1-U0-G2**

Type II Short





REPORT NUMBER: P199959

CATALOG NUMBER: GWC-AF-01-LED-E1-SL2-7030

**CANDELA DISTRIBUTION (FULL):**

	0°	5°	15°	25°	35°	45°	55°	65°	67°	75°	85°
0°	1299.0	1299.0	1299.0	1299.0	1299.0	1299.0	1299.0	1299.0	1299.0	1299.0	1299.0
2.5°	1245.5	1247.6	1254.2	1258.3	1277.0	1285.0	1290.7	1296.4	1297.2	1299.8	1297.2
5°	1114.9	1119.4	1131.5	1145.1	1181.4	1209.9	1239.9	1271.1	1276.7	1296.9	1302.6
7.5°	1013.6	1012.4	1022.5	1038.8	1075.9	1115.4	1168.1	1230.1	1242.3	1287.7	1309.7
10°	939.6	938.7	949.5	966.4	1001.7	1039.2	1098.5	1183.5	1200.8	1273.2	1316.6
12.5°	885.0	885.3	896.0	914.7	950.7	988.4	1048.7	1138.4	1160.4	1256.3	1323.6
15°	848.8	851.1	859.8	879.6	914.7	952.4	1011.5	1104.5	1129.0	1243.0	1331.7
17.5°	836.6	840.4	843.5	858.0	888.0	925.8	983.7	1079.6	1105.7	1233.6	1338.8
20°	847.9	852.3	846.6	851.7	870.8	904.0	961.6	1060.0	1086.7	1223.2	1339.7
22.5°	896.3	900.4	883.8	869.2	868.1	888.3	943.6	1044.5	1072.2	1215.5	1339.9
25°	981.5	984.2	956.2	922.4	889.5	882.6	930.8	1033.8	1063.2	1208.7	1334.4
27.5°	1086.0	1088.1	1056.1	1006.2	939.9	896.0	926.3	1027.6	1058.1	1202.8	1324.9
30°	1213.3	1222.9	1179.9	1116.9	1020.5	935.5	935.1	1024.3	1052.5	1192.7	1306.0
32.5°	1343.3	1347.3	1317.6	1253.9	1128.8	1004.9	960.2	1026.7	1051.1	1180.5	1282.3
35°	1475.1	1480.5	1461.2	1409.8	1277.0	1106.9	1008.9	1040.5	1060.3	1176.4	1265.8
37.5°	1645.9	1653.0	1626.4	1566.9	1457.3	1245.0	1090.0	1075.6	1088.4	1188.2	1260.8
40°	1915.9	1912.6	1834.5	1746.0	1654.5	1421.7	1205.7	1135.1	1142.6	1226.6	1276.1
42.5°	2230.1	2222.0	2087.5	1948.5	1871.3	1635.5	1358.9	1238.1	1236.6	1302.0	1330.4
45°	2480.7	2474.1	2353.0	2181.7	2119.8	1879.0	1557.1	1391.6	1380.7	1421.7	1430.9
47.5°	2616.4	2616.8	2547.0	2407.1	2405.6	2188.5	1811.6	1613.9	1594.8	1614.1	1604.4
50°	2568.9	2575.1	2567.7	2523.3	2666.4	2594.2	2143.8	1923.6	1885.3	1904.3	1866.5
52.5°	2339.0	2347.1	2391.0	2459.3	2776.0	3084.5	2632.2	2308.4	2264.0	2257.1	2215.2
55°	1931.6	1941.4	2031.1	2216.7	2684.7	3413.8	3402.6	2799.1	2728.1	2663.6	2645.8
57.5°	1331.5	1347.7	1492.1	1767.7	2389.8	3513.3	4319.9	3498.5	3354.2	3129.0	3133.2
60°	750.5	769.5	939.6	1190.1	1794.7	3405.2	5017.8	4557.9	4253.1	3674.0	3704.9
62.5°	477.3	497.7	626.9	826.8	1076.9	2823.2	5303.9	6030.6	5643.6	4345.8	4376.1
65°	386.3	395.3	456.1	682.5	782.0	1700.8	5086.8	7243.8	7099.4	5198.4	5057.1
67.5°	377.2	380.1	411.6	572.8	749.8	956.0	4057.5	7470.6	7630.7	5994.6	5340.7
70°	372.7	383.1	464.0	546.8	718.2	806.4	2438.2	6848.8	7101.6	6202.8	4963.2
72.5°	180.9	180.3	233.4	494.5	808.9	836.3	1252.6	5541.4	5795.1	5373.9	4078.5
75°	145.9	133.3	127.4	181.2	777.8	863.5	798.2	3813.0	3996.4	3603.1	2507.2
77.5°	138.4	123.6	113.2	113.4	328.8	915.9	676.2	2110.4	2163.9	1627.5	686.9
80°	114.6	100.9	93.5	105.4	159.2	872.2	731.2	955.2	876.4	399.8	228.7
82.5°	79.5	72.4	70.4	88.5	127.4	621.5	850.2	513.2	430.4	200.2	141.1
85°	50.8	43.3	48.1	64.5	99.2	287.0	875.8	400.0	318.1	127.1	79.5
87.5°	23.5	19.0	23.7	35.6	64.8	98.9	833.3	449.4	327.6	67.0	50.1
90°	0.0	0.0	0.0	0.0	0.0	0.0	0.0	0.0	0.0	0.0	0.0



REPORT NUMBER: P199959

CATALOG NUMBER: GWC-AF-01-LED-E1-SL2-7030

**CANDELA DISTRIBUTION (continued):**

	90°	95°	105°	115°	125°	135°	145°	155°	165°	175°	180°
0°	1299.0	1299.0	1299.0	1299.0	1299.0	1299.0	1299.0	1299.0	1299.0	1299.0	1299.0
2.5°	1299.6	1293.9	1289.5	1281.2	1272.0	1263.0	1255.1	1245.0	1242.0	1239.3	1243.5
5°	1303.8	1298.1	1281.8	1256.3	1228.1	1201.7	1175.2	1152.5	1138.6	1131.0	1135.4
7.5°	1310.0	1302.0	1268.2	1221.2	1170.3	1124.1	1076.3	1038.0	1009.8	996.3	1000.3
10°	1315.6	1300.1	1245.0	1174.5	1100.4	1031.4	956.0	893.6	847.3	822.9	828.8
12.5°	1318.0	1293.4	1212.6	1116.4	1014.5	913.5	802.4	709.2	642.7	618.3	613.3
15°	1320.4	1285.7	1176.9	1050.1	910.9	768.0	612.4	500.7	445.4	433.3	430.6
17.5°	1321.0	1272.4	1136.6	978.3	789.4	594.8	418.8	347.8	348.1	367.6	370.1
20°	1314.7	1252.3	1087.5	888.9	643.9	411.4	287.5	275.4	320.1	369.2	375.1
22.5°	1300.5	1226.0	1032.1	784.6	477.3	270.9	222.5	235.8	293.7	353.7	360.5
25°	1282.3	1193.8	966.4	663.8	316.0	193.6	186.5	202.9	242.0	282.1	286.0
27.5°	1257.7	1155.9	892.7	525.3	205.2	159.5	164.2	175.3	191.2	209.1	210.9
30°	1226.0	1110.4	814.0	383.1	155.0	143.4	150.2	156.2	163.1	173.1	174.0
32.5°	1189.4	1066.8	733.2	264.6	137.5	135.2	140.5	143.4	148.8	155.0	155.5
35°	1158.8	1025.2	649.5	187.1	130.1	128.9	132.4	133.7	138.6	145.6	146.1
37.5°	1141.3	991.3	563.1	150.9	125.0	123.3	125.3	125.3	132.4	142.6	144.0
40°	1142.6	972.6	476.7	136.3	120.8	118.5	118.8	118.8	128.1	139.0	139.9
42.5°	1174.9	977.4	400.0	130.7	117.6	114.9	113.4	114.2	122.1	129.2	129.8
45°	1250.9	1010.9	328.3	127.1	114.2	113.4	110.2	110.0	112.9	116.2	116.2
47.5°	1375.7	1077.2	279.4	124.8	111.7	111.3	107.5	103.7	103.4	104.6	104.6
50°	1578.5	1191.3	246.8	122.1	110.0	107.5	103.0	97.1	95.0	95.9	95.9
52.5°	1882.5	1394.5	234.4	118.5	106.0	102.1	97.1	91.1	89.4	89.7	89.7
55°	2281.5	1707.0	232.5	114.2	101.8	95.6	91.4	87.0	84.9	85.5	85.5
57.5°	2768.7	2139.2	264.3	107.8	96.2	89.0	86.8	83.8	82.3	83.1	82.8
60°	3361.3	2704.6	392.0	100.9	90.5	83.1	83.1	80.8	79.5	80.6	80.2
62.5°	4043.8	3354.2	551.2	95.9	84.6	78.4	79.5	78.4	77.2	77.8	77.5
65°	4649.0	3777.3	516.1	92.1	78.6	74.0	76.1	75.4	74.6	75.2	74.9
67.5°	4666.6	3620.6	289.9	88.0	73.1	69.5	72.4	72.2	71.6	72.2	71.9
70°	4164.6	3057.2	163.4	80.2	67.0	64.1	68.3	68.0	67.4	68.7	68.3
72.5°	3336.7	2218.5	119.4	70.7	61.1	58.5	63.3	63.0	63.0	64.8	63.8
75°	1920.0	1141.6	95.4	60.6	54.9	52.9	57.1	57.4	57.9	60.3	58.5
77.5°	547.4	355.7	77.8	51.4	47.2	46.3	50.5	51.2	51.4	54.1	51.7
80°	203.4	163.9	64.1	43.0	38.6	38.9	42.7	43.7	43.9	46.7	43.7
82.5°	129.8	108.0	52.0	33.3	30.3	30.0	34.8	35.9	35.9	36.3	34.4
85°	75.7	64.8	39.3	24.0	21.5	20.5	25.7	28.0	27.0	26.4	25.2
87.5°	50.8	44.6	24.0	13.3	11.6	11.0	15.2	16.6	16.1	15.2	14.2
90°	0.0	0.0	0.0	0.0	0.0	0.0	0.0	0.0	0.0	0.0	0.0

(END OF REPORT)